

## NICKS & TRICKS

# GUIDE TO 1<sup>st</sup> YEAR MATHS

### Angles & Geometry – Part 1

**Always Remember!**

#### 1. Lines

This is how we write it:

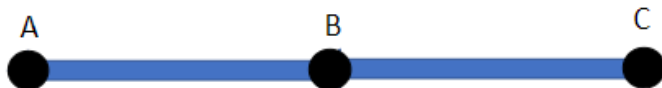


$|AB| = 4 \text{ cm.}$

You write in these lines **||** and then write in **your points!**

#### 2. Colinear

Colinear means... equal distance between points

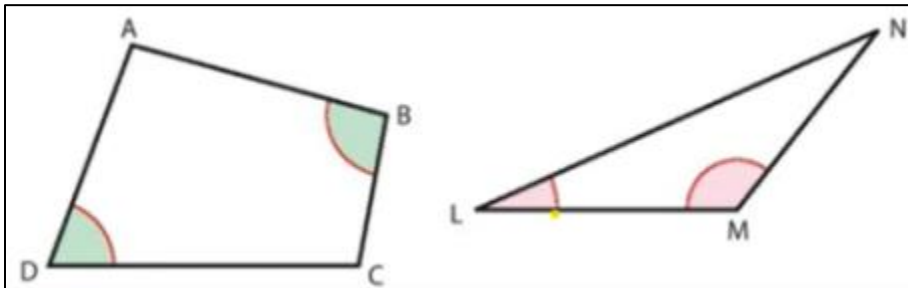


$|AB| = 5 \text{ cm.}$

$|BC| = 5 \text{ cm.}$

# Worked Example

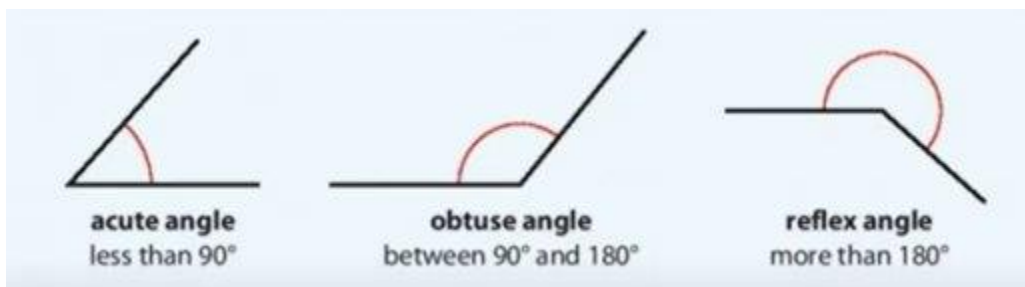
Use three letters to name each shaded angle below:



1.  $\angle ABC$
2.  $\angle ADC$

3.  $\angle NML$
4.  $\angle NLM$

Some angles to remember:



# 3 Questions – 15 mins – Time yourself!

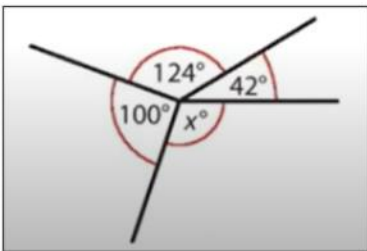
## Question 1:

What degrees are these angles?



## Question 2:

Find the value of 'X' here?



180° is a straight line!

## Question 3:

Find the value of 'F' here?

